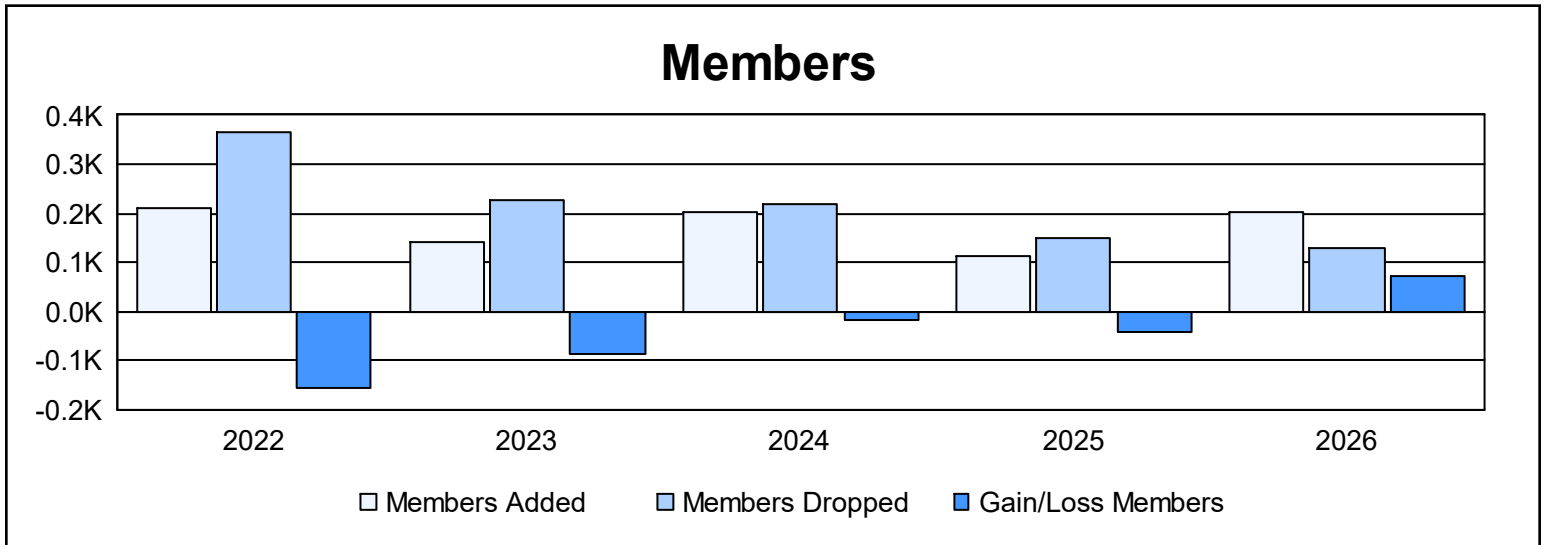
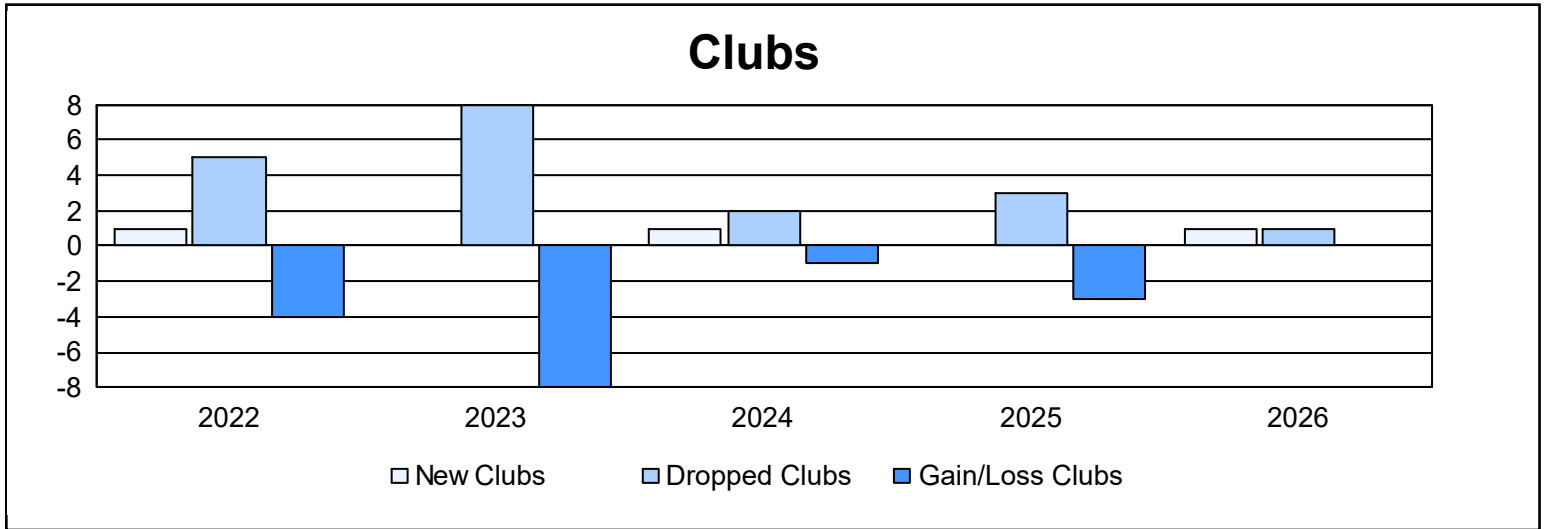
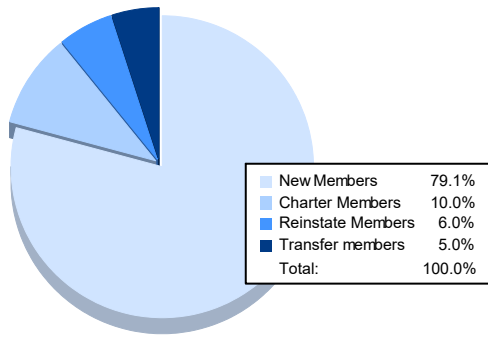


Year	New Clubs	Dropped Clubs	Gain/ Loss Clubs	New Members	Charter Members	Reinstate Members	Transfer Members	Total Member Added	Total Members Dropped	Gain/ Loss Members
2021-2022	1	5	-4	121	24	58	6	209	366	-157
2022-2023	0	8	-8	101	8	20	11	140	228	-88
2023-2024	1	2	-1	124	21	55	2	202	220	-18
2024-2025	0	3	-3	85	0	20	6	111	151	-40
2025-2026	1	1	0	159	20	12	10	201	130	71
<b>Average</b>	<b>1</b>	<b>4</b>	<b>-3</b>	<b>118</b>	<b>15</b>	<b>33</b>	<b>7</b>	<b>173</b>	<b>219</b>	<b>-46</b>



### Membership Composition May 2026 Cumulative



### Gender Composition May 2026 Cumulative

